



KENT
THE FLAME OF THE FUTURE

WOOD HEATING COLLECTION

There's nothing more comforting than sitting in front of a roaring wood fire and enjoying the warmth it brings to your home.

At Kent, we have designed a wide range of heaters to suit any space, style and budget to ensure your family is kept warm on even the coldest nights.

Sleek, modern design or rustic traditional charm – you'll find a Kent wood heater that's right for you

up to
10 YEAR
FIREBOX STRUCTURAL
WARRANTY
★ ★ ★ ★ ★



3 speed fan control helps boost heat. Available on all convection heaters



Firebox is lined with firebricks or SKAMOLEX™ to **insulate and enhance the fire**



Self-cleaning large door glass for an unobstructed view of your fire

Kent heaters are more efficient than ever and better for you and the environment!

Our range of heaters burn up to 3 times cleaner than the national standard for emissions of 1.5g/kg. Plus, the increased efficiency means your heater will burn less fuel to heat your home.

Installation

We strongly recommend the use of a Maxiheat flue system and professional installation. Maxiheat flue systems are designed, tested and are in accordance with Australian Standard AS2918. It is important to check local regulations prior to installation as well as specifications provided in the instruction manual.





*Modern
landscape
design*

*Touch button
fan control
with remote*

Fairlight Freestanding

- Heater: 465H x 981W x 496D mm
- Bench: 315H x 1190w x 496D mm
- Coverage: 300m²
- Peak Heat Output: 14.9kW
- Burn Time: up to 8.5 hours
- Efficiency: 67%
- Emissions: 0.7g/kg
- Maximum Log Size: 330-700mm
- Construction: 5mm with SKAMOLEX™ lining
- Firebox Size: 0.06m³
- Warranty: 10 Year Firebox

Fairlight Insert

- Coverage: 280m²
- Peak Heat Output: 10.9kW
- Burn Time: up to 8 hours
- Efficiency: 60%
- Emissions: 0.7g/kg
- Maximum Log Size: 330-700mm
- Construction: 5mm with SKAMOLEX™ lining
- Firebox Size: 0.06m³
- Warranty: 10 Year Firebox



Create a stunning centerpiece for your living space with the sleek, curved European inspired design of the Caliente.

Firebox is lined with new SKAMOLEX™ – No need for Firebricks!

Built in log storage

Caliente

1102H x 608W x 449D mm
Coverage: 180m²
Peak Heat Output: 10.3kW
Burn Time: up to 6 hours
Efficiency: 73%
Emissions: 1.1g/kg
Maximum Log Size: 220mm - 290mm
Construction: 5mm with SKAMOLEX™ lining
Firebox Size: 0.03m³
Warranty: 10 Year Firebox



Geo

722H x 960W x 495D mm
Perfect for medium sized spaces. The Kent Geo features modern landscape design with leg base and removable handle.

Coverage: 250m²
Peak Heat Output: 14.3kW
Burn Time: up to 7 hours
Efficiency: 63%
Emissions: 0.5g/kg
Maximum Log Size: 330mm
Construction: 5mm
Firebox Size: 0.06m³
Warranty: 10 Year Firebox

Radiant Heaters



The radiant design of Classic 1000 allows heat to flow directly from the firebox making it perfect for open space areas.

Classic 1000


660H x 700W x 560D mm
Coverage: 150m²
Peak Heat Output: 17.4kW
Burn Time: up to 6 hours
Efficiency: 73%
Emissions: 2.5g/kg
Maximum Log Size: 295mm
Construction: 5mm
Firebox Size: 0.06m³
Warranty: 5 Year Firebox



Jindabyne

Perfect for smaller spaces, the Jindabyne is rustic in design. The included trivet accessory is perfect for cooking soups and stews or boiling the kettle.

785H x 560W x 525D mm
Coverage: 180m²
Peak Heat Output: 13.3kW
Burn Time: up to 7.5 hours
Efficiency: 69%
Emissions: 1.2g/kg
Maximum Log Size: 370mm
Construction: 6mm
Firebox Size: 0.06m³
Warranty: 10 Year Firebox



Radiant heaters simply radiate heat to surrounding objects, similar to a campfire, making them perfect for smaller spaces.

Convection Heaters

Somerset

Ideal for small to medium sized spaces. The variable speed electric fan is discreetly attached to the back of the heater.

750H x 620W x 445D mm
Coverage: 200m²
Peak Heat Output: 12.6kW
Burn Time: up to 8 hours
Efficiency: 68%
Emissions: 2.4g/kg
Maximum Log Size: 270mm
Construction: 6mm
Firebox Size: 0.04m³
Warranty: 10 Year Firebox



Country Classic

Traditional design with a large window area giving your room a greater ambient glow as the wood burns inside. The variable speed electric fan is discreetly attached to the back of the heater.

780H x 680W x 540D mm
Coverage: 280m²
Peak Heat Output: 15.1kW
Burn Time: up to 8.5 hours
Efficiency: 72%
Emissions: 2.4g/kg
Maximum Log Size: 370mm
Construction: 6mm
Firebox Size: 0.06m³
Warranty: 10 Year Firebox



Calisto Freestanding Heater

Striking in design with minimalist lines, the 'Calisto' series will add a touch of modern style to any home. This stunning range features some of the cleanest burning models on the market, burning up to 3 x cleaner than the national standard for emissions of 1.5g/kg

*Push button
fan controls*

*Built
in log
storage*

Calisto Small

886H x 609W x 508D mm
Coverage: 200m²
Peak Heat Output: 12kW
Burn Time: up to 7 hours
Efficiency: 69%
Emissions: 0.7g/kg
Maximum Log Size: 320mm
Construction: 6mm
Firebox Size: 0.04m³
Warranty: 10 Year Firebox

Calisto Medium

936H x 669W x 558D mm
Coverage: 300m²
Peak Heat Output: 12.3kW
Burn Time: up to 8.5 hours
Efficiency: 75%
Emissions: 0.6g/kg
Maximum Log Size: 370mm
Construction: 6mm
Firebox Size: 0.07m³
Warranty: 10 Year Firebox

Calisto Large

986H x 769W x 558D mm
Coverage: 320m²
Burn Time: up to 9.5 hours
Efficiency: Above 60%
Emissions: Below 1.5g/kg
Maximum Log Size: 370mm
Construction: 6mm
Firebox Size: 0.1m³
Warranty: 10 Year Firebox

Calisto Insert Heater



Calisto Small Insert

Coverage: 180m²
Burn Time: up to 6 hours
Efficiency: Above 60%
Emissions: Below 1.5g/kg
Maximum Log Size: 320mm
Construction: 6mm
Firebox Size: 0.04m³
Warranty: 10 Year Firebox
Zero Clearance compatible

Calisto Medium Insert

Coverage: 280m²
Burn Time: up to 7.5 hours
Efficiency: Above 60%
Emissions: Below 1.5g/kg
Maximum Log Size: 370mm
Construction: 6mm
Firebox Size: 0.07m³
Warranty: 10 Year Firebox
Zero Clearance compatible

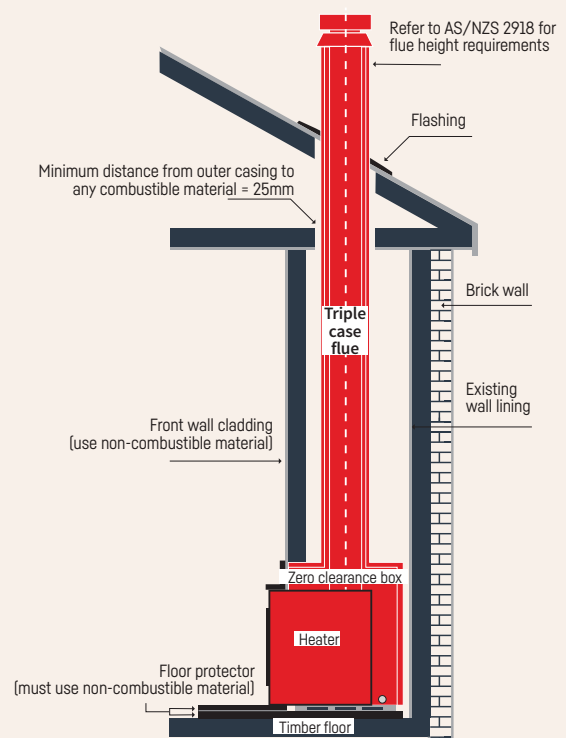
Calisto Large Insert

Coverage: 300m²
Burn Time: up to 8 hours
Efficiency: Above 60%
Emissions: Below 1.5g/kg
Maximum Log Size: 370mm
Construction: 6mm
Firebox Size: 0.1m³
Warranty: 10 Year Firebox
Zero Clearance compatible

Zero Clearance installation.

Transform a dull blank wall into a magnificent fireplace without major structural alterations or existing brick chimney. Simply purchase a Zero Clearance box (available separately) with any insert heater and enjoy the benefits of a built in fireplace without the extensive construction.

Air vents need openings of no less than 10,000mm² at the base and top of the zero clearance enclosure.



Clearances

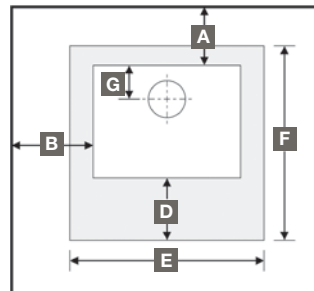
| Freestanding Heaters | | Rear Wall (mm) | Side Wall (mm) | Corners (mm) | Hearth Front (mm) | Hearth Min Dimensions | | Rear to Flue Centre (mm) |
|----------------------|--|--|----------------|--------------|-------------------|-----------------------|-------|--------------------------|
| | | A | B | C | D | Width | Depth | G |
| FAIRLIGHT | Maxiheat Standard Metallic Black Default Flue Kit (double shields) | 175 | 375 | 10 | 400 | 1150 | 900 | 179 |
| | Maxiheat Decromesh Default Flue Kit (inner & outer shields) | 200 | 350 | | | | | |
| CALIENTE | Maxiheat Standard Black Default Flue Kit (no shields) | 250 | 425 | 275 | 300 | 800 | 900 | 224 |
| | Maxiheat Standard Black Default Flue Kit (double shields) | 75 | 400 | 100 | | | | |
| GEO | Maxiheat Standard Black Default Flue Kit with double shields | 250 | 350 | 150 | 400 | 1220 | 1220 | 177 |
| | Maxiheat Decromesh Default Flue Kit (with inner and outer shield) | 200 | | | | | | |
| CLASSIC 1000 | Maxiheat Standard Black Default Flue Kit | 350 | 675 | 400 | 300 | 850 | 700 | 152 |
| | Maxiheat Decromesh Default Flue Kit (with inner shield) | 420 | 640 | | | | | |
| JINDABYNE | Maxiheat Standard Default Stainless Kit | 475 | | | | | | |
| | Maxiheat Standard Default Stainless Flue Kit with single shield | 250 | 800 | 525 | 300 | 850 | 850 | 175 |
| | Maxiheat Decromesh Default Flue Kit | 250 | | | | | | |
| | Maxiheat Standard Default Stainless Flue Kit with double shields | 150 | | | | | | |
| SOMERSET | Maxiheat Standard Default Stainless Kit | 425 | | 225 | | | | |
| | Maxiheat Standard Default Stainless Flue Kit with single shield | 175 | 400 | 175 | 300 | 850 | 750 | 175 |
| | Maxiheat Decromesh Default Flue Kit | 175 | | 175 | | | | |
| | Maxiheat Standard Default Stainless Flue Kit with double shields | 100 | | 175 | | | | |
| COUNTRY CLASSIC | Maxiheat Standard Default Stainless Kit | 400 | | 250 | | | | |
| | Maxiheat Standard Default Stainless Flue Kit with single shield | 200 | 400 | 125 | 300 | 850 | 850 | 175 |
| | Maxiheat Decromesh Default Flue Kit | 200 | | 125 | | | | |
| | Maxiheat Standard Default Stainless Flue Kit with double shields | 90 | | 125 | | | | |
| CALISTO SMALL | Maxiheat Decromesh Default Flue Kit | 70 | 135 | 10 | 300 | 873 | 878 | 182 |
| CALISTO MEDIUM | Maxiheat Decromesh Default Flue Kit | 70 | 240 | 50 | 300 | 935 | 928 | 182 |
| CALISTO LARGE | Maxiheat Decromesh Default Flue Kit | Refer to your Kent dealer for more information | | | | | | |

Refer to your local dealer for clearance information

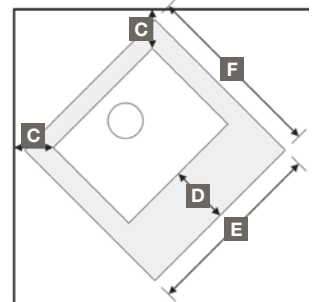
With all freestanding and inbuilt heaters, it is imperative to use a non-combustible hearth to protect your flooring and its surrounding area. We recommend following our minimum hearth clearance diagrams as outlined:

Refer to the product installation manual for final specifications.

STANDARD INSTALLATION



CORNER INSTALLATION



Insert Dimensions

| Insert Heaters | Fascia (mm) | | Cabinet (mm) | | | Rear of Fascia to Centre Flue (mm) |
|-------------------------------|-------------|-------|--------------|-------|-------|------------------------------------|
| | Height | Width | Height | Width | Depth | |
| CALISTO SMALL INSERT | 696 | 761 | 625 | 580 | 416 | 268 |
| CALISTO SMALL ZERO CLEARANCE | 696 | 761 | 817 | 838 | 578 | 268 |
| CALISTO MEDIUM INSERT | 746 | 821 | 675 | 640 | 466 | 318 |
| CALISTO MEDIUM ZERO CLEARANCE | 746 | 821 | 817 | 838 | 578 | 318 |
| CALISTO LARGE INSERT | 796 | 921 | 725 | 740 | 466 | 318 |
| CALISTO LARGE ZERO CLEARANCE | 796 | 921 | 817 | 838 | 578 | 318 |

Peak heat output and burn times may vary depending on fuel type, moisture content and loading. When installed, Kent wood heaters have been tested with Maxiheat flue systems and comply with the MOST RECENT Australian Standards ASNZS2918. Heating output may vary depending on climate conditions and house design.

All insert heaters must be installed in a full masonry cavity as per the MOST RECENT Australian Standards ASNZS2918. In general, no combustible material should be closer than 600mm above the hot air outlet or 300mm from the sides of the outer side of the heater box. Details provided in this brochure regarding the installation of a Zero Clearance system are for information purposes only and should not be relied upon as full installation instructions. Due to on-going product development, details and specifications for the wood heater collection may be subject to change without notice. Please check with your local retailer.

YOUR KENT DEALER



Kent wood heaters proudly support the activities of Landcare Australia through its membership of the AHHA



Building A2, Campus Business Park
350-374 Parramatta Rd, Homebush NSW 2140
Ph 02 9735 4100 info@kentwoodheaters.com.au
www.kentwoodheaters.com.au